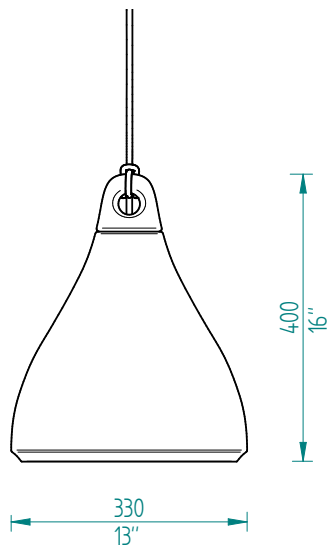


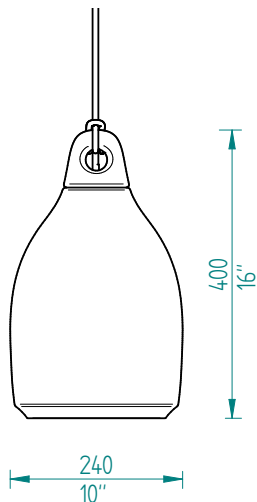


PALOMA PENDANT

Paloma 1



Paloma 2



The Paloma is a ceramic pendant range, featuring wrapped power cable, a subtle surface pattern and two unique shapes. This range of ceramic pendants are available in high gloss white and black with optional gold glaze interior.

KEY FEATURES

- Suitable for indoor environments
- Comes with 3m/9'10" of power cable
- E27/ES lampholder, suitable for incandescent and energy saving lamps
- 40 Watt max


HOW TO SPECIFY

LX- (Shape) - (Colour)

Pendant Shape	Colour
PA1 = Paloma 1	B = Gloss Black exterior/interior
PA2 = Paloma 2	W = Gloss White exterior/interior
	BG = Gloss Black exterior/ Gold Glaze interior
	WG = Gloss White exterior/ Gold Glaze interior
	BW = Gloss Black exterior/ Gloss White interior
	WB = Gloss White exterior/ Gloss Black interior

Example: **LX-PA1-WG** = Luxxbox Paloma Pendant shape 1, gloss white exterior with gold glaze interior

Standard Range



* Interior colour only

Luxxbox reserves the right to change the specification, material and colours at any time without notice. Standard warranty terms and conditions apply. All rights reserved. © March 2017. Ver 1.3.

LUXXBOX PTY LTD × ACN 123 193 788 × 43 KENYON ST EAGLE FARM QLD 4009 AUSTRALIA
 P +61 7 3257 2822 × F +61 7 3257 2844 × INFO@LUXXBOX.COM × LUXXBOX.COM
 P +1 510 386 9300 × USA@LUXXBOX.COM

