

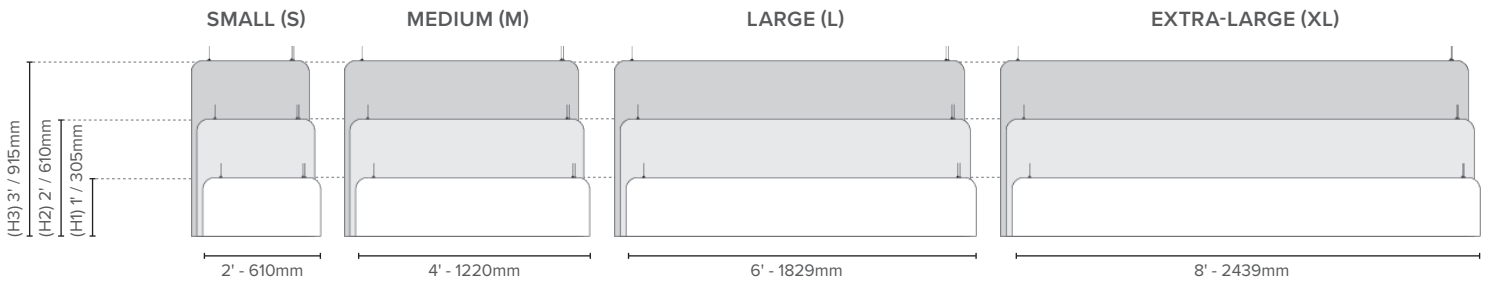
TYPE:

Slice through the sound for a more productive workplace with the Luxxbox Blade Acoustic pendant. Available with or without striking LED illumination, Blade reduces up to 80% of reverberated noise in open space for increased comfort and concentration. Available in more than 18 mesmerising colors, Blade can be customised to suit any interior space.

KEY BENEFITS

- Available in a variety of colors and lengths
- Linear lights made from 0.7" / 18mm acoustic panel
- NRC 0.8
- Group 1-S fire rated
- 0-10V Dimming
- Universal 120-277V input remote driver
- Minimum 65% recycled material
- Height adjustable 10' / 3m suspension cables
- Comes with 10' / 3m of black woven power cable

SIZE AND WEIGHT



	SMALL			MEDIUM			LARGE			EXTRA LARGE		
Output	Total Lumens	Wattage	Efficacy Lm/W	Total Lumens	Wattage	Efficacy Lm/W	Total Lumens	Wattage	Efficacy Lm/W	Total Lumens	Wattage	Efficacy Lm/W
Direct	1200	11.1	108	2400	22.2	108	3600	33.3	108	4800	44.4	108
Weight	1.5-3-4.5 lbs / 0.75-1.4-2 Kg			3-6-9 lbs / 1.4-2.8-4 Kg			4.5-9-13.5 lbs / 2.1-4.2-6 Kg			6-12-18 lbs / 2.8-5.6-8 Kg		

ORDER CODE


EXAMPLE: LX - BL - L - H2 - R - 40 - UNV

(Luxxbox Blade , Large 6' (1828mm), Height 2 - 2' (610mm), red, 4000K, universal 120-277V, 0-10V dimming)

LX - BL	WIDTH		HEIGHT		COLOR	COLOR TEMP		DRIVER / DIMMING	
BL	S	2' / 610mm	H1	1' / 305mm	Use color codes as shown	30	3000K	UNV	Universal 120-277V / 0 - 10V dimming (North America only)
	M	4' / 1220mm	H2	2' / 610mm		35	3500K		
	L	6' / 1828mm	H3	3' / 915mm		40	4000K	G	Global 220 - 240V DSI / DALI
	XL	8' / 2438mm							

AVAILABLE COLORS

Colors are subject to lead times and variations across batches




Luxxbox reserves the right to change the specification, material and colours at any time without notice. Standard warranty terms and conditions apply. All rights reserved. © January 2019 Ver 2.7



LUXXBOX USA INC × (P)+1 (415) 871 0448 × USA@LUXXBOX.COM
 LUXXBOX PTY LTD × (P)+61 7 3257 2822 × INFO@LUXXBOX.COM
 WWW.LUXXBOX.COM





BLADE (LX-BL)

TYPE:

PHOTOMETRICS

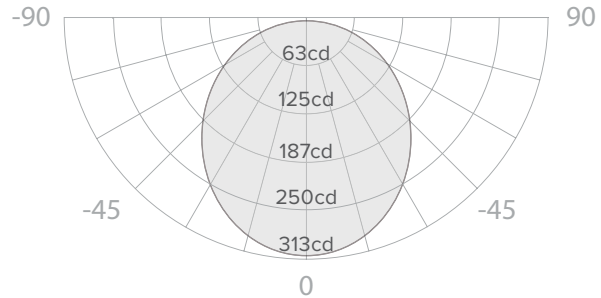
SIZE S (2' / 610mm long)	
Total Lumen output	1200 lm (600lm/ft - 1970lm/m)
Wattage	11.7 W (5.5 W/ft - 18.2W/m)
Efficacy	103 lumens per watt
CRI	90
CCT	3000-3500-4000 K

SIZE M (4' / 1220mm long)	
Total Lumen output	2400 lm (600lm/ft - 1970lm/m)
Wattage	23.4 W (5.5 W/ft - 18.2W/m)
Efficacy	103 lumens per watt
CRI	90
CCT	3000-3500-4000 K

SIZE L (6' / 1829 mm long)	
Total Lumen output	3600 lm (600lm/ft - 1970lm/m)
Wattage	35 W (5.5 W/ft - 18.2W/m)
Efficacy	103 lumens per watt
CRI	90
CCT	3000-3500-4000 K

SIZE XL (8' / 2438 mm long)	
Total Lumen output	4800 lm (600lm/ft - 1970lm/m)
Wattage	46.8 W (5.5 W/ft - 18.2W/m)
Efficacy	103 lumens per watt
CRI	90
CCT	3000-3500-4000 K

LUMINOUS INTENSITY DISTRIBUTION



DRIVER REQUIREMENTS

Calculate number of drivers required. Please note the maximum distance from luminaire to driver is 26.2 feet.

- Determine fixture size and quantity
- Calculate total power requirements:
Total power required: Wattage of fixture x quantity
- Using driver information table below, select appropriate driver model(s) and quantity based on Total Power Required.

EXAMPLES

		1 Fixture	5 Fixtures	10 Fixtures
SIZE S (2' / 610mm long)	Total Power Required	11.7W x 1 = 11.7W	11.7W x 5 = 58.5W	11.7W x 10 = 117W
	Driver Configuration	1 x Driver A	1 x Driver B	2 x Driver B
SIZE M (4' / 1220mm long)	Total Power Required	23.4W x 1 = 23.4W	23.4 W x 5 = 117W	23.4 x 10 = 234W
	Driver Configuration	1 x Driver A	2 x Driver B	2 x C + 1 x B
SIZE L (6' / 1829mm long)	Total Power Required	35W x 1 = 35W	35 W x 5 = 175W	35W x 10 = 350W
	Driver Configuration	1 x Driver B	1 x Driver C	3 x C + 1 x B
SIZE XL (8' / 2438mm long)	Total Power Required	46.8W x 1 = 46.8W	46.8W x 5 = 234W	46.8W x 10 = 468W
	Driver Configuration	1 x Driver B	2 x C + 1 x B	5 x Driver C

DRIVER INFORMATION

Driver	Driver Code	Input Voltage	Watts	Dimming Compatibility	Output	Remote mounting distance	Compliance
A	XZ-SK30B-420700 BDD-V24-030S	100/277VAC	30W	DALI , 0-10VDC, bluetooth 0-10V	24-42V	8M / 26.2' Maximum from Source	CE c-UL US
B	XZ-SK60B-421200 BDD-V24-065S	100/277VAC	60W	DALI , 0-10VDC, bluetooth 0-10V	24-42V	8M / 26.2' Maximum from Source	CE c-UL US
C	XZ-SK100B422400 BDD-V24-100S	100/277VAC	100W	DALI , 0-10VDC, bluetooth 0-10V	24-42V	8M / 26.2' Maximum from Source	CE c-UL US


*More certifications upon request

Luxxbox reserves the right to change the specification, material and colours at any time without notice. Standard warranty terms and conditions apply. All rights reserved. © January 2019 Ver 2.7



LUXXBOX USA INC × (P)+1 (415) 871 0448 × USA@LUXXBOX.COM
 LUXXBOX PTY LTD × (P)+61 7 3257 2822 × INFO@LUXXBOX.COM
 WWW.LUXXBOX.COM





BLADE (LX-BL)

TYPE:

MATERIAL SPECIFICATIONS

COLOR FASTNESS TO LIGHT:	ISO 105-B02-1994 Rating: 6-7
FIRE TEST:	AS 1530.3 ISO 9705: Group 1 GB8624 B1 BS EN 13501.1: Classification B-s1, d0
ENVIRONMENTAL:	PET achieves GreenTag Certification GreenRate: Level A
THERMAL TRANSITION:	ASTM C518-2010. R- Value = 0.30 m ² K/W
SOUND ABSORPTION:	AS ISO 354 – 2006 Noise reduction coefficient (NRC) = 0.8
VOC EMISSIONS:	ASTM D5116 Rate: < 0.02 mg/m ² /hr (7 days)

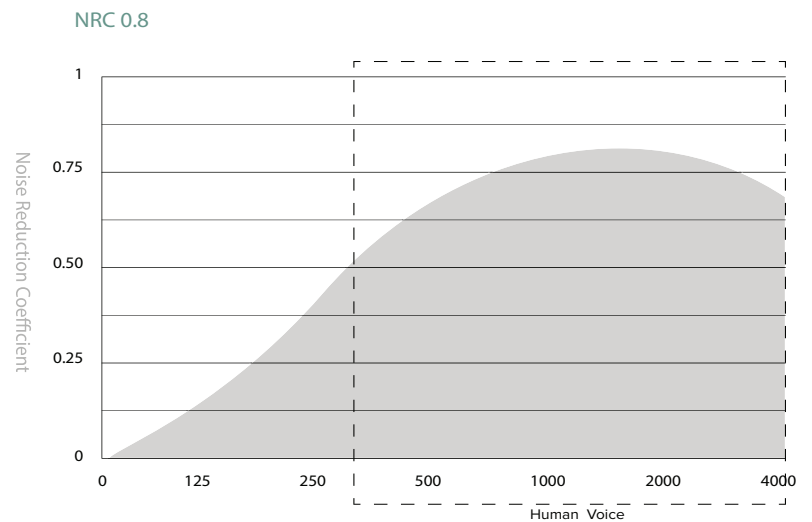
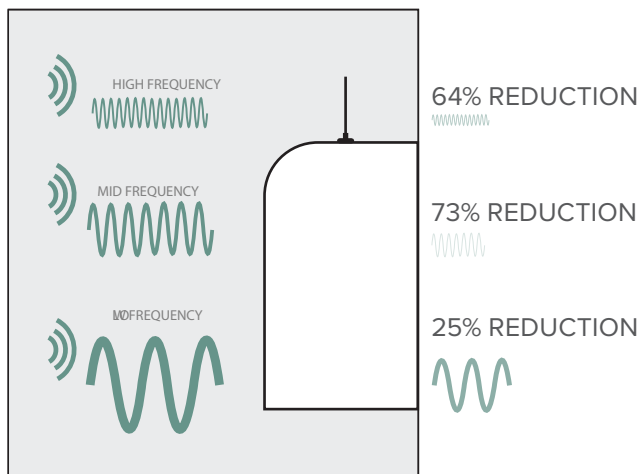
PET ACOUSTIC PROPERTIES

Products are given an NRC value from 0 to 1 based on their ability to absorb reverberation. A ranking of 1.0 indicates 100% sound absorption. The NRC value is used to calculate Sabin value of any surface material. The Sabin value is the sum total of the NRC of the total surface area SQ FT/M.

Length	Height		
	(H1) 1' / 305mm	(H2) 2' / 610mm	(H3) 3' / 915mm
(S) 2' / 610mm	0.15 Sabins (metric) 1.6 Sabins (imperial)	0.3 Sabins (metric) 3.2 Sabins (imperial)	0.45 Sabins (metric) 4.8 Sabins (imperial)
(M) 4' / 1220mm	0.30 Sabins (metric) 3.2 Sabins (imperial)	0.6 Sabins (metric) 6.4 Sabins (imperial)	0.9 Sabins (metric) 9.6 Sabins (imperial)
(L) 6' / 1829mm	0.45 Sabins (metric) 4.8 Sabins (imperial)	0.9 Sabins (metric) 9.6 Sabins (imperial)	1.3 Sabins (metric) 14.4 Sabins (imperial)
(XL) 8' / 2439mm	0.6 Sabins (metric) 6.4 Sabins (imperial)	1.2 Sabins (metric) 12.8 Sabins (imperial)	1.8 Sabins (metric) 19.2 Sabins (imperial)

ACOUSTIC PROPERTIES

Visualization of decibel decay with medium Blade. Effects of 13.5 sabin across a range of frequencies.




Luxbox reserves the right to change the specification, material and colours at any time without notice. Standard warranty terms and conditions apply. All rights reserved. © January 2019 Ver 2.7



LUXBOX USA INC × (P)+1 (415) 871 0448 × USA@LUXBOX.COM
LUXBOX PTY LTD × (P)+61 7 3257 2822 × INFO@LUXBOX.COM
WWW.LUXBOX.COM





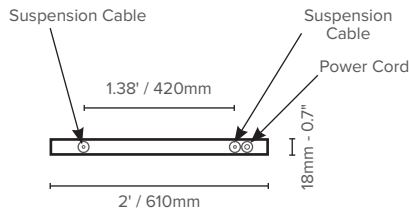
BLADE (LX-BL)

TYPE:


PRODUCT DIMENSIONS

TOP VIEWS

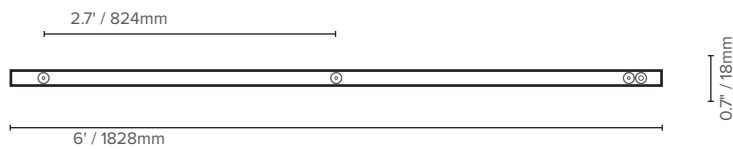
SMALL



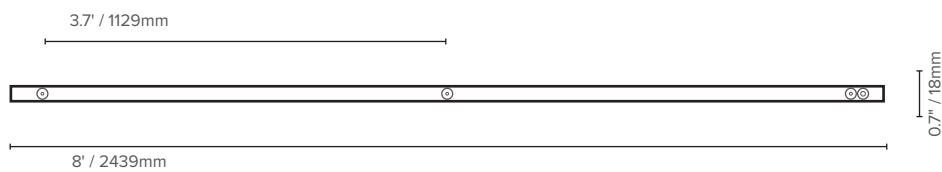
MEDIUM



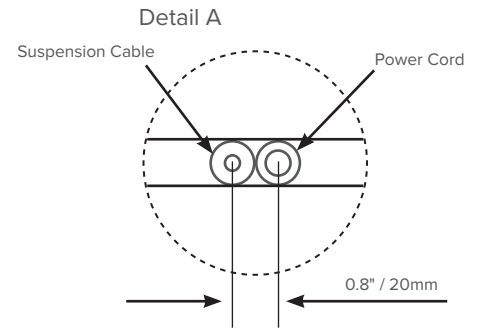
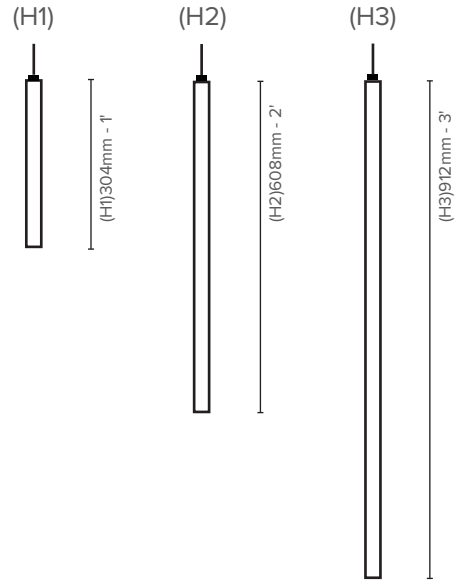
LARGE



EXTRA-LARGE



SIDE VIEWS




Luxxbox reserves the right to change the specification, material and colours at any time without notice. Standard warranty terms and conditions apply. All rights reserved. © January 2019 Ver 2.7



LUXXBOX USA INC × (P)+1 (415) 871 0448 × USA@LUXXBOX.COM
 LUXXBOX PTY LTD × (P)+61 7 3257 2822 × INFO@LUXXBOX.COM
 WWW.LUXXBOX.COM





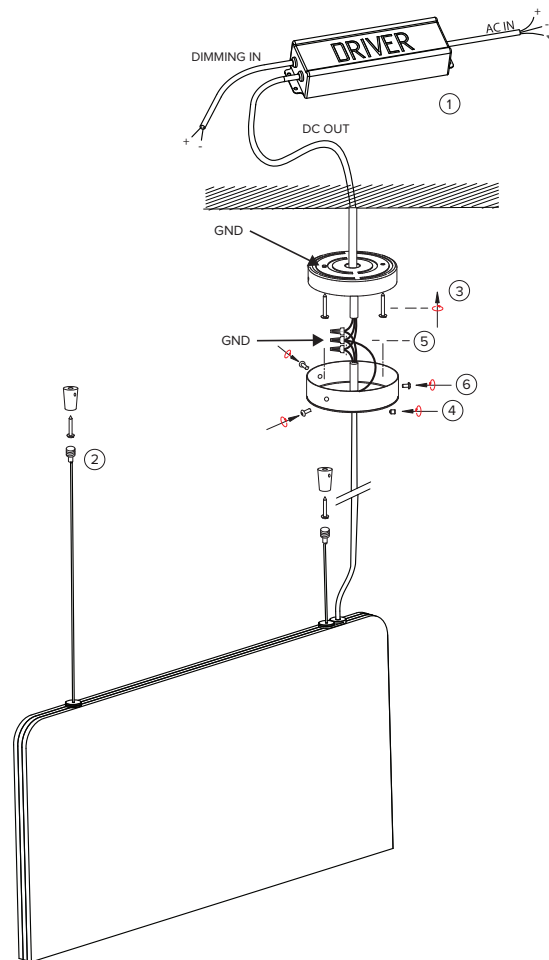
BLADE (LX-BL)

TYPE:

INSTALLATION INSTRUCTIONS

⚠ Before starting, determine which fasteners will be best suited to secure the fitting, based on the material of the ceiling substrate.

1. Licensed electrician to terminate 'AC input' and 'dimming input' to remotely mounted LED driver
2. Hang shade from ceiling using mounting hardware provided. See next page for additional detail
3. Mount canopy base to 4" Jbox
4. Fasten power cable strain relief grub screw
5. Insert 'DC out' power cable into canopy cover. Adjust lengths of cable and trim if necessary. Connect DC out from driver to terminals provided in canopy
6. Place canopy over canopy mount and fasten 2x grub screws fasten 2x grub screws




Luxxbox reserves the right to change the specification, material and colours at any time without notice. Standard warranty terms and conditions apply. All rights reserved. © January 2019 Ver 2.7



LUXXBOX USA INC × (P)+1 (415) 871 0448 × USA@LUXXBOX.COM
 LUXXBOX PTY LTD × (P)+61 7 3257 2822 × INFO@LUXXBOX.COM
 WWW.LUXXBOX.COM

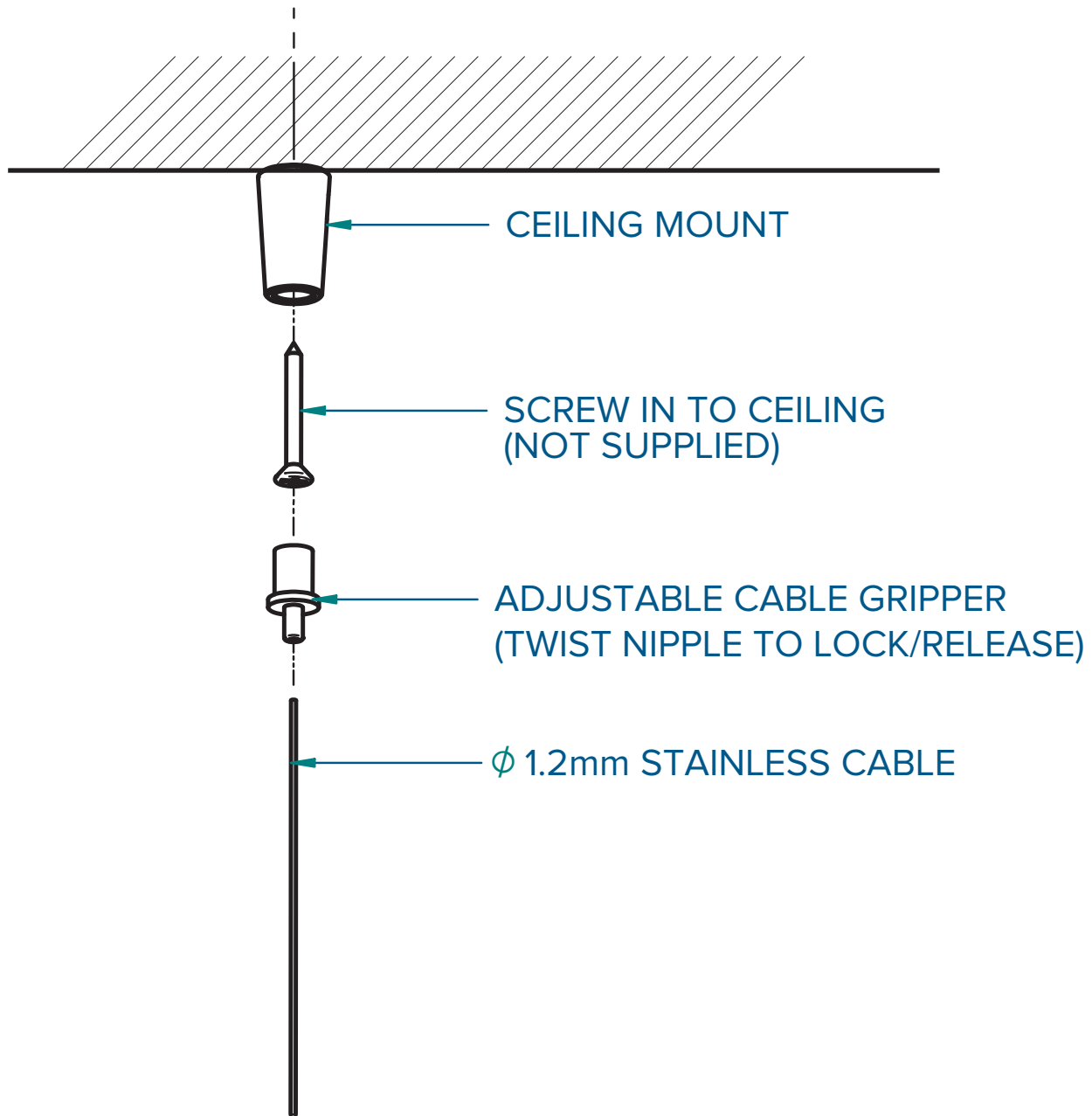




BLADE (LX-BL)

TYPE:

STANDARD CEILING MOUNT - INSTALLATION




Luxxbox reserves the right to change the specification, material and colours at any time without notice. Standard warranty terms and conditions apply. All rights reserved. © January 2019 Ver 2.7



LUXXBOX USA INC × (P)+1 (415) 871 0448 × USA@LUXXBOX.COM
LUXXBOX PTY LTD × (P)+61 7 3257 2822 × INFO@LUXXBOX.COM
WWW.LUXXBOX.COM





BLADE (LX-BL)

TYPE:

STANDARD CEILING MOUNT - INSTALLATION



← Ceiling mount, Supplied



← Screw in to ceiling substrate
- type to be determined by installer.
Not Supplied



← Cable gripper with grip lock nipple.
Supplied.



Shown assembled



← 1.2mm Stainless suspension cable.
Supplied.

Luxxbox reserves the right to change the specification, material and colours at any time without notice. Standard warranty terms and conditions apply. All rights reserved. © January 2019 Ver 2.7



LUXXBOX USA INC × (P)+1 (415) 871 0448 × USA@LUXXBOX.COM
LUXXBOX PTY LTD × (P)+61 7 3257 2822 × INFO@LUXXBOX.COM
WWW.LUXXBOX.COM

