

# WAFFLE PENDANT UPLIT (LX-WPU)

TYPE: LX-WPU-

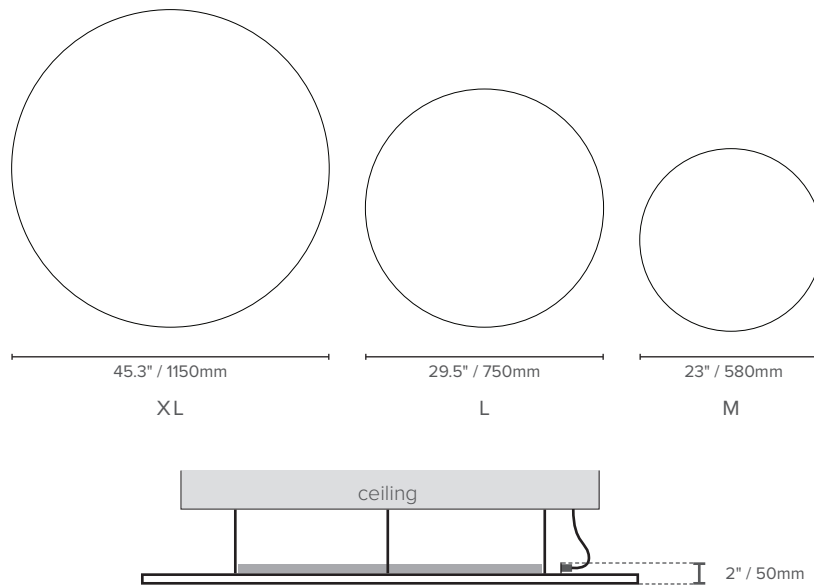
## KEY FEATURES

- A suspended acoustic baffle combined with a high-performance dimmable LED light source (Indirect)
- Mix and match with Waffle Pendant Downlit and Waffle Acoustic Discs
- Ultra-sleek profile, perfect for low ceilings
- Highly effective sound absorption
- 3 sizes and a wide range of colors from PET and Wool ranges
- Height adjustable 9' / 3m suspension cables and Black woven power cable
- IES / LDT photometric files available

## OPTIONAL EXTRAS

- Additional options available upon request:
- 0-1% dimming option
  - Custom sizes
  - POE
  - Bluetooth controller (US & EU)
  - Tunable White output
  - White canopy and power cord
  - BABA Act Certificate

## SIZE, OUTPUT AND WEIGHT



	Beam Angle	Delivered Lumen Output	Wattage (W)	Efficacy (lm/W)	CRI	UGR	CCT	Weight
M	100°	1911 lm	23.8	80.3	90+	-	3000K	4Kg / 8.8lbs
L		5133 lm	48.3	3500K			5Kg / 11lbs	
XL		5133 lm	48.3	4000K			6Kg / 13.2lbs	

## ORDER CODE

EXAMPLE: LX - WPU - L - 1N - 40 - G - RD

(Luxbox Waffle Pendant Uplit, Size L (Ø750mm / Ø29.5"), 1N wool color, 4000K, Global 220-240V 1% DSi/DALI dimming, Remote driver)

LX - WPU	SIZE		COLOR	COLOR TEMP		REGION / DIMMING		DRIVER TYPE		
WPU	M	Ø580mm / Ø23"	Use color codes as shown on pg. 2	30	3000K	UNV	110-277V 0-10V - 1% dimming (North America) 220-240V 1% dimming DSi/DALI	CD	Canopy concealed driver (UNV/North America) Remote driver (UNV or G)	
	L	Ø750mm / Ø29.5"		35	3500K			G*		RD
	XL	Ø1150mm / Ø45.3"		40	4000K					


\*Global (G) dimming type is available with Remote driver (RD) only

Luxbox reserves the right to change the specification, material and colors at any time without notice. Standard warranty terms and conditions apply. All rights reserved © All dimensions and values on specification sheet are nominal. July 2025. LX-Waffle-Pendant-Uplit-Spec-Sheet\_A4 v3.3



LUXXBOX USA INC  
(P)+1 (415) 871 0448 × USA@LUXXBOX.COM  
WWW.LUXXBOX.COM





# WAFFLE PENDANT UPLIT (LX-WPU)

TYPE: LX-WPU-

## AVAILABLE COLORS

Colors are subject to lead times and variations across batches

### PET COLORS

CORE								
	Off White (OW)	Light Grey (LG)	Light Blue (LB)	Dark Blue (DB)	Emerald Green (EG)	Charcoal (C)	Black (B)	
DESIGNER								
	Sand (SA)	Mid Grey (MG)	Bright Blue (BB)	Steel Blue (SB)	Forest Green (FG)	Bright Yellow (BY)	Orange (O)	Red (R)

### WOOL COLORS

4M	2T	4T	4C	3V	2I	3W	3Q	4N	18
13	39	63	90	3P	3T	4Q	3N	4L	3L
4U	3S	82	4R	3M	58	2W	47	86	4X
4A	4D	2Q	1E	28	4W	1J	31	30	35
1R	1V	1W	1P	1Y	12	67	08	02	4H
3Z	2U	2Z	3X	3B	4B	4S	4K	33	4J
4P	09	26	62	1F	1K	1L	53	3U	1N
3Y	3R	3A	4V	4F	4E	4G			


NOTE: For Wool options, the core material will always be in PET colour Charcoal (C)

Luxxbox reserves the right to change the specification, material and colors at any time without notice. Standard warranty terms and conditions apply. All rights reserved © All dimensions and values on specification sheet are nominal. July 2025. LX-Waffle-Pendant-Uplight-Spec-Sheet\_A4 v3.3



LUXXBOX USA INC  
(P)+1 (415) 871 0448 × USA@LUXXBOX.COM  
WWW.LUXXBOX.COM





# WAFFLE PENDANT UPLIT (LX-WPU)

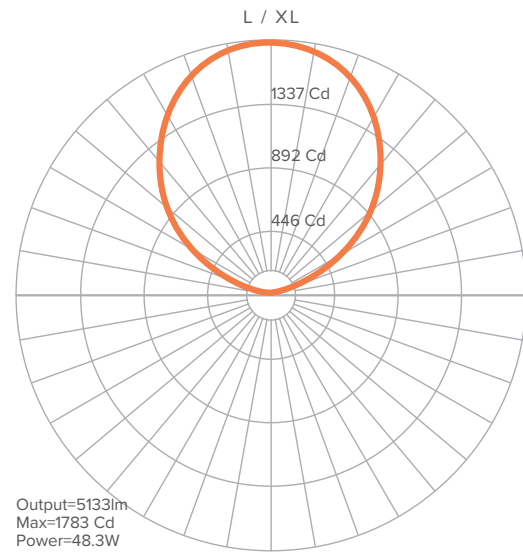
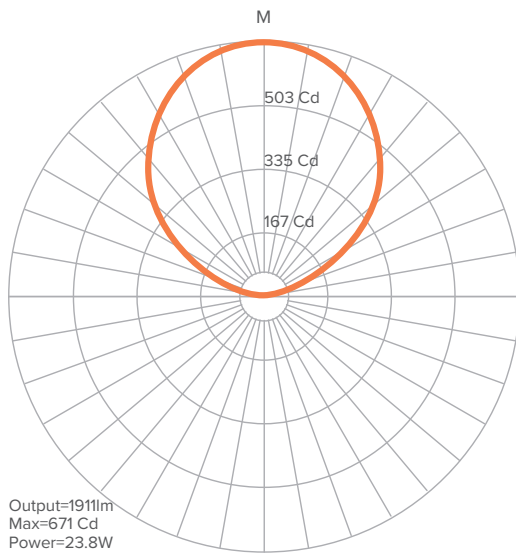
TYPE: LX-WPU-

## PHOTOMETRICS

### LIGHT SOURCE SPECIFICATIONS

	Beam Angle	Delivered Lumen Output	Wattage (W)	Efficacy (lm/W)	CRI	UGR	CCT
M	100°	1911 lm	23.8	80.3	90+	-	3000K
L		5133 lm	48.3				3500K
XL		5133 lm	48.3				4000K

### LUMINOUS INTENSITY DISTRIBUTION

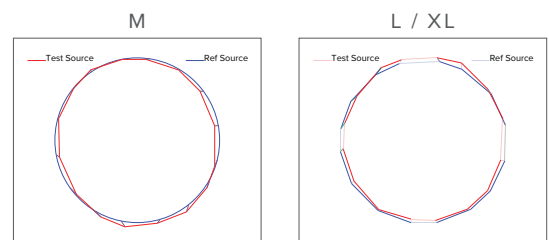


### TM-30

Fidelity Index (Rf): Average similarity to the reference source for all colors  
Gamut Index (Rg): Average change in chroma for all colors

	M	L / XL
Fidelity Index (Rf)	87	88
Gamut Index (Rg)	96	97

### COLOR VECTOR GRAPHIC




Luxbox reserves the right to change the specification, material and colors at any time without notice. Standard warranty terms and conditions apply. All rights reserved © All dimensions and values on specification sheet are nominal. July 2025. LX-Waffle-Pendant-Uplight-Spec-Sheet\_A4 v3.3



LUXBOX USA INC  
(P)+1 (415) 871 0448 × USA@LUXBOX.COM  
WWW.LUXBOX.COM





# WAFFLE PENDANT UPLIT (LX-WPU)

TYPE: LX-WPU-

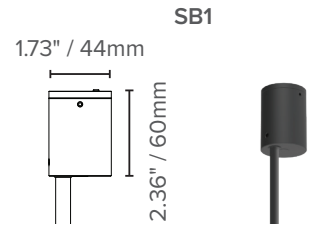
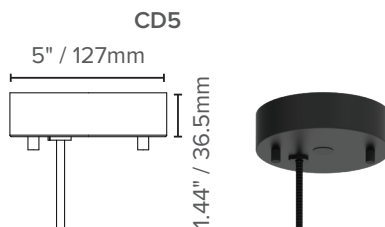
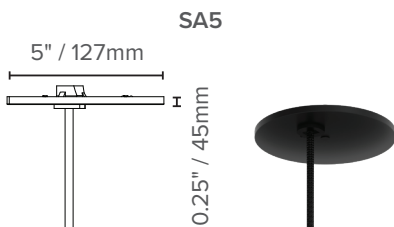
## DRIVER INFORMATION

		WATTAGE	MAX VOLTAGE (V)	COMPLIANCE
	M	23.8W	10-55VDC	
	L	48.3W		
	XL	48.3W		
	M	23.8W	6-52V	
	L	48.3W		
	XL	48.3W		

## CANOPY INFORMATION

Please note power cord and canopy will always be supplied in black unless specified otherwise.

	UNV		G
	RD	CD	RD
M / L / XL	SA5	CD5	SB1

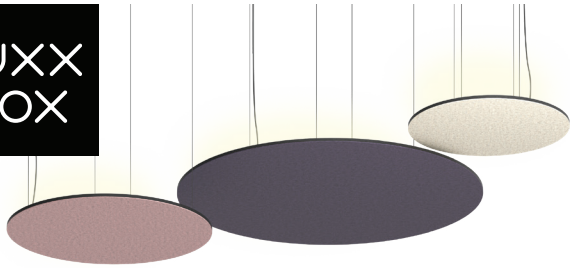


Luxxbox reserves the right to change the specification, material and colors at any time without notice. Standard warranty terms and conditions apply. All rights reserved © All dimensions and values on specification sheet are nominal. July 2025. LX-Waffle-Pendant-Uplight-Spec-Sheet\_A4 v3.3



LUXXBOX USA INC  
 (P)+1 (415) 871 0448 × USA@LUXXBOX.COM  
 WWW.LUXXBOX.COM





# WAFFLE PENDANT UPLIT (LX-WPU)

TYPE: LX-WPU-

## MATERIAL SPECIFICATIONS

	WOOL	PET
COMPOSITION	100% Virgin Wool (Camira Blazer Wool)	100% polyester fiber (98% post-consumer recycled + 2% masterbatch)
COLOR FASTNESS TO LIGHT:	4-6 (ISO 105 - B02)	ISO 105-B02-1994 Rating: 6-7
FIRE TEST:	AS1530 Part 3, AS3837, ISO5660, BS EN 1021-1&2 Cigarette and Match, BS 7176 Low Hazard, UNI 9175 Classe 1	AS 1530.3 / ISO 9705: Group 1 / GB8624 B1 / ASTM E-84-14 (Class A, FSI:20 - SDI:450) / BS EN13501-1:2007+A1:2009 (B-s1, d0)
ENVIRONMENTAL:	Renewable, Compostable, certified to EU Ecolabel & Indoor Advantage™ Gold	UL Greenguard GOLD / GRS 4.0 by Intertek
SOUND ABSORPTION:	BS EN ISO 10534-2: 2001 / Sound Absorption Coefficient	AS ISO 354 – 2006 / Noise reduction coefficient (NRC) = 0.85
THERMAL TRANSITION:	ASTM C518-2010. R- Value = 0.30 m <sup>2</sup> /K/W	
VOC EMISSIONS:	ASTM D5116 Rate: < 0.01 mg/m <sup>2</sup> /hr (7 days)	

Please note some of these certificates will apply to specific colors.

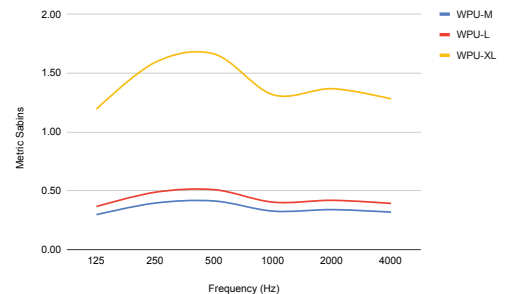
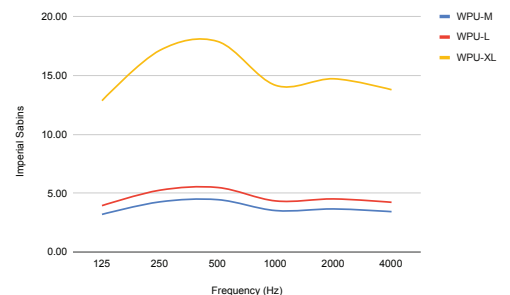
## PRODUCT ACOUSTIC PROPERTIES

Testing and post analysis procedures were carried out in accordance with the references detailed below:

AS ISO 354-2006 (R2016)	Acoustics—Measurement of sound absorption in a reverberation room
AS ISO 11654—2002	Rating of sound absorption—Materials and systems
ASTM C423-17	Standard Test Method for Sound Absorption and Sound Absorption Coefficients by the Reverberation Room Method
ASTM E795-16	Standard Practices for Mounting Test Specimens During Sound Absorption Tests
ISO 20189	Screens, furniture and single objects intended for interior use – Rating of sound absorption and sound reduction of elements based on laboratory measurements.

SABINS (FT <sup>2</sup> )	Frequency (Hz)	Sound Absorption Coefficient	M	L	XL
	125	0.69	3.19	3.94	12.85
250	0.92	4.26	5.25	17.13	
500	0.96	4.44	5.48	17.88	
1000	0.76	3.52	4.34	14.15	
2000	0.79	3.66	4.51	14.71	
4000	0.74	3.43	4.22	13.78	

SABINS (M <sup>2</sup> )	Frequency (Hz)	Sound Absorption Coefficient	M	L	XL
	125	0.69	0.30	0.37	1.19
250	0.92	0.40	0.49	1.59	
500	0.96	0.41	0.51	1.66	
1000	0.76	0.33	0.40	1.31	
2000	0.79	0.34	0.42	1.37	
4000	0.74	0.32	0.39	1.28	



The Sabin data shown above is in accordance with the latest International Standards for the rating of sound absorption and reduction. This is different from the classic methodology, which includes the calculation of the Noise Reduction Coefficient (NRC), the Sound Absorption Average (SAA), the Weighted Sound Absorption Coefficient ( $\alpha_w$ ) and the Sound Absorption Class (SAC). However, to make it easier to compare against other products, we are including that information on the table on the right, which was calculated using the Horizontal Floor Area method. Fully detailed test reports are available upon request.

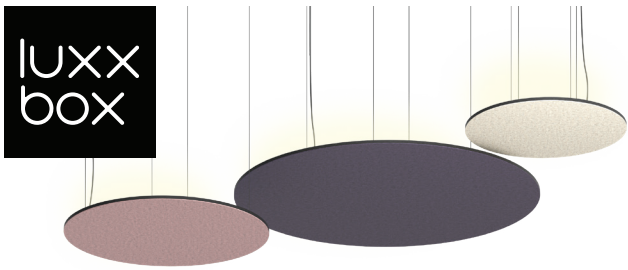
NRC	0.85
SAA	0.83
$\alpha_w$	0.85

Luxxbox reserves the right to change the specification, material and colors at any time without notice. Standard warranty terms and conditions apply. All rights reserved © All dimensions and values on specification sheet are nominal. July 2025. LX-Waffle-Pendant-Uplight-Spec-Sheet\_A4 v3.3



LUXXBOX USA INC  
(P)+1 (415) 871 0448 × USA@LUXXBOX.COM  
WWW.LUXXBOX.COM



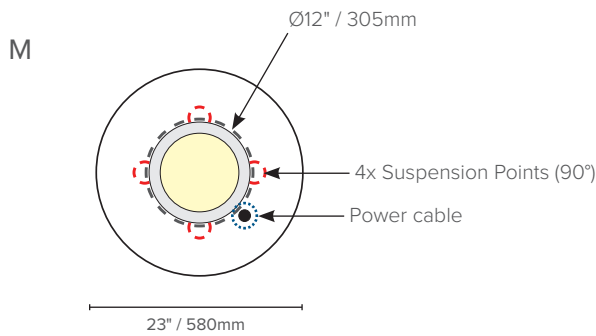
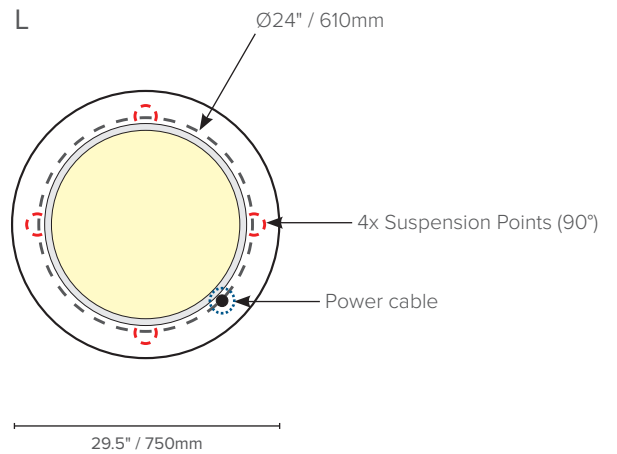
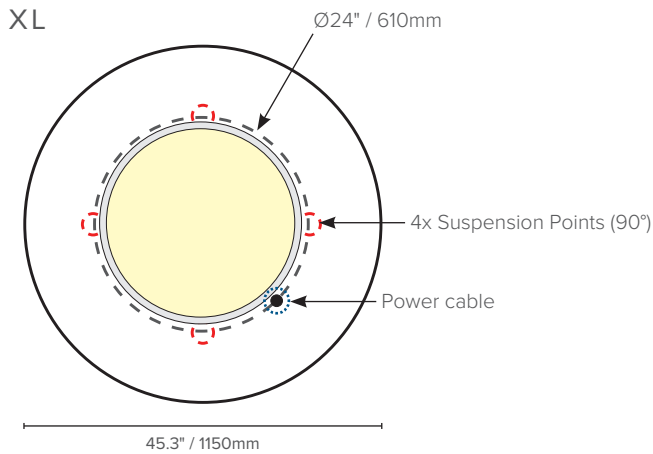


# WAFFLE PENDANT UPLIT (LX-WPU)

TYPE: LX-WPU-

## PRODUCT DIMENSIONS

### TOP VIEWS



Luxxbox reserves the right to change the specification, material and colors at any time without notice. Standard warranty terms and conditions apply. All rights reserved © All dimensions and values on specification sheet are nominal. July 2025. LX-Waffle-Pendant-Uplite-Spec-Sheet\_A4 v3.3



LUXXBOX USA INC  
 (P)+1 (415) 871 0448 × USA@LUXXBOX.COM  
 WWW.LUXXBOX.COM

